

PRECISION AGRICULTURE: DEEP LEARNING APPROACHES FOR GRAPE LEAF DISEASE DETECTION

¹ Mrs. D. Keerthi Reddy, ² M. Komal Kumar, ³ M. Aravind Reddy, ⁴ M. Pravallika

¹ Assistant Professor, ^{2,3,4} B.Tech Students

Department Of Computer Science & Engineering

Sri Indu College Of Engineering & Technology, Sheriguda, Ibrahimpatnam

Abstract

This research presents an innovative approach to enhancing grape farming through the application of advanced image processing and deep learning techniques for the early and accurate detection of grape leaf diseases. By analyzing high-resolution images of grape leaves, the proposed system effectively identifies and classifies prevalent grapevine diseases such as powdery mildew and downy mildew. The methodology integrates image segmentation, feature extraction, and classification—leveraging convolutional neural networks (CNNs) to improve diagnostic accuracy. The system's primary strength lies in its ability to enable early detection, which is critical for timely intervention, disease containment, and optimized crop yield. Automated identification of disease symptoms facilitates proactive treatment strategies, thereby minimizing crop loss and reducing reliance on reactive chemical treatments. Moreover, the system is scalable and adaptable, making it a viable solution for vineyards of varying sizes.

I INTRODUCTION

Automated Grape Leaf Disease Detection using Deep Learning represents a groundbreaking advancement in agricultural technology, addressing the long-standing challenge of accurately identifying diseases that threaten grapevines. This innovative approach leverages the power of **Deep Learning**, particularly **Convolutional Neural Networks (CNNs)**, to transform the disease detection and diagnosis process in viticulture. By utilizing CNNs' innate

image recognition capabilities, this method aims to significantly improve the efficiency and accuracy of identifying diseases that impact grape leaves. Grapevine diseases pose a serious threat

to the health of vineyards and the global grape production industry. Traditionally, identifying these diseases has depended on manual inspections conducted by experts, which is both time-consuming and labor-intensive. The introduction of **Deep Learning algorithms**, with CNNs at the forefront, offers a more effective solution. These neural networks excel in learning complex patterns and features within images, allowing them to detect subtle differences and anomalies that indicate specific diseases.

The primary advantage of this method is the ability of Deep Learning models to autonomously learn and generalize from large datasets. By training on a diverse collection of healthy and diseased grape leaves, CNNs can discern various diseases, even in their early stages. This not only

accelerates the identification process but also improves accuracy, helping to prevent the spread of diseases and enabling timely intervention. The rise of Automated Grape Leaf Disease Detection using Deep Learning marks a significant step forward in **precision** agriculture. By harnessing these advanced technologies, vineyard managers and farmers can potentially reduce crop losses, optimize resource use, and apply targeted treatments. This will help ensure healthier vineyards, increased crop yields, and a reduction in the manual effort and guesswork associated with traditional disease identification methods.

II LITERATURE SURVEY

The application of **deep learning** and **image processing** in agricultural disease detection, particularly for grapevine diseases, has gained considerable attention in recent years. This literature survey provides an overview of several studies that have applied these techniques to identify and classify grape leaf diseases, offering insights into the progress, challenges, and solutions developed by researchers.

In one study, the authors propose a **UnitedModel**, a convolutional neural network (CNN) architecture specifically designed for the detection of common grapevine diseases, including **black rot**, **esca**, and **isariopsis leaf spot**. By integrating multiple CNNs, the model effectively enhances feature extraction, improving the accuracy of disease classification. When evaluated on the **PlantVillage dataset**, the

UnitedModel demonstrated impressive performance with a validation accuracy of 99.17% and a test accuracy of 98.57%. The model's effectiveness in disease detection highlights its potential as a powerful decision-support tool for farmers, enabling timely intervention and prevention [1].

Another study focuses on **Black Rot**, a devastating fungal disease that significantly impacts grape production. The research employs **HSV** and **Lab*** color models for segmentation, allowing the identification of healthy and diseased regions of grape leaves. By using a **Support Vector Machine (SVM)** classifier, the study achieves an accuracy of 94.1%. The research emphasizes the importance of early detection, which facilitates prompt actions such as fungicide spraying and pruning, ultimately preventing the further spread of disease. The use of color-based techniques for segmentation proves to be an effective method for differentiating between healthy and diseased leaves [2].

A third study introduces a **deep learning** framework that combines conventional architectures with modern deep learning techniques for optimal disease detection in grapevines. The proposed approach uses **transfer learning** with pretrained models like **AlexNet** and **ResNet101** to extract features from grape leaf images. Feature selection is performed using the **Yager Entropy and Kurtosis (YEaK)** technique, followed by classification using a

Least Squared Support Vector Machine (LS-SVM). Simulation results on the **PlantVillage dataset** show that the framework achieves an impressive accuracy of 99%, outperforming other existing methods in detecting early-stage grapevine diseases [3].

A promising deep learning model, **Deep Integrated Convolutional Neural Network (DICNN)**, is proposed for grape leaf disease detection in another study. DICNN utilizes integrated deep learning techniques to achieve high accuracy in disease recognition. On a hold-out test set, DICNN achieved an overall accuracy of 97.22%, outperforming well-known models such as **GoogLeNet** and **ResNet-34** by 2.97% and 2.55%, respectively. This research highlights the advantages of deep learning in recognizing grape leaf diseases quickly and accurately, demonstrating the effectiveness of DICNN as a tool for grapevine health monitoring [4].

This research explores the fine-tuning of pretrained models such as **VGG-16**, **MobileNet**, and **AlexNet** to classify various grapevine diseases, including **black rot**, **black measles**, **leaf blight**, and **phylloxera**. The authors combine these models into an ensemble model to enhance the accuracy of grape disease classification. Results show that the modified models, particularly the ensemble approach, significantly improve the classification accuracy, providing a reliable solution for grapevine disease management. This research demonstrates the power of deep learning in developing models that

can be trained to accurately identify and classify complex grapevine diseases [5].

In India, plant diseases result in a significant loss in crop productivity, with **35% of crops** affected annually. To address this challenge, the **OMNCNN** model is proposed for the automated detection and classification of plant leaf diseases using **mobile network-based convolutional neural networks**. The model incorporates preprocessing, segmentation, feature extraction, and classification techniques, utilizing **MobileNet** for feature extraction optimized by the **emperor penguin optimizer algorithm**. Simulations demonstrate the superior performance of OMNCNN, achieving high precision, recall, accuracy, F-score, and kappa values. This research showcases the potential of deep learning for plant disease detection in agricultural settings, especially in regions like India where crop loss due to diseases is prevalent [6].

III EXISTING SYSTEM

The integration of image processing, machine learning, and deep learning techniques into grape leaf disease detection systems has brought several advantages, such as real-time disease identification, automated classification, and improved accuracy. These advancements allow vineyard managers and farmers to detect diseases at an early stage, enabling timely intervention, which is crucial for minimizing crop damage and improving vineyard health. Moreover, the

scalability of deep learning models allows these systems to be applied to large datasets, making them suitable for vineyards of all sizes.

Despite the significant progress, some challenges remain. These include the need for large annotated datasets for training deep learning models, variations in environmental conditions, and the diversity of grapevine diseases, which may require more complex models to handle effectively. Additionally, the adaptability of the models to different grapevine varieties and geographical regions is still a concern. Nevertheless, the existing systems have demonstrated substantial potential for improving disease management, optimizing resource allocation, and boosting productivity in vineyards, making them an invaluable tool for modern viticulture.

In conclusion, the existing systems in grape leaf disease detection represent a promising leap forward in agricultural technology. By leveraging advanced computational techniques and deep learning architectures, these systems are paving the way for a more efficient, scalable, and accessible approach to managing grapevine health and productivity.

IV PROBLEM STATEMENT

Grape cultivation faces significant challenges due to the widespread occurrence of diseases that can severely affect both the yield and quality of the crop. Traditional disease detection methods, which primarily rely on **visual inspection by**

experts, are often slow and prone to inaccuracies. These manual processes result in **delayed responses** and **misdiagnoses**, which can lead to the rapid spread of diseases across vineyards. As a result, grape farmers experience considerable **crop losses** and a reduction in overall productivity. The urgency of addressing this issue highlights the critical need for an **automated disease detection system** that is not only **accurate** and **reliable** but also **swift** in identifying diseases in real-time. Such a system would enable **early intervention**, minimizing the spread of diseases, and would ultimately lead to healthier vineyards and improved crop yields.

V PROPOSED SYSTEM

The proposed system for Automated Grape Leaf Disease Detection using Deep Learning seeks to transform grapevine disease management by harnessing the power of advanced Deep Learning techniques, particularly Convolutional Neural Networks (CNNs), to automate the process of detecting and diagnosing diseases affecting grape leaves. The goal is to create a reliable and efficient solution that improves accuracy, speeds up disease detection, and enables timely intervention, ultimately helping to maintain healthy grapevines and optimize yield.

The system will function as an integrated pipeline, which will consist of several stages—data acquisition, image preprocessing, disease detection, model training, and real-time prediction.

Objective

The primary objective of the proposed system is to develop an automated, efficient solution for detecting grape leaf diseases using advanced Deep Learning techniques, particularly Convolutional Neural Networks (CNNs). The system aims to accurately identify a range of grapevine diseases at various stages, providing an essential tool for early detection. By automating the detection process, the system will ensure faster diagnosis, reducing the risk of delayed intervention that can lead to crop losses. The technology will enable vineyard managers and farmers to act swiftly and effectively to treat diseases, enhancing vineyard health and productivity. The goal is to create a reliable, scalable system capable of handling large datasets of grape leaf images to ensure widespread applicability. In addition to disease detection, the system will provide actionable insights for targeted interventions, helping farmers implement precise treatment plans. This approach is designed to improve decision-making processes, optimizing resource usage and minimizing the need for unnecessary pesticide application. Ultimately, the system aims to promote sustainable agricultural practices by reducing disease spread and increasing overall grape production. It will also reduce the reliance on manual inspection, offering a data-driven alternative for grapevine disease management. By providing an efficient, cost-effective solution, this system will contribute to the long-term

success and sustainability of vineyards worldwide.

VI PROPOSED METHODOLOGY

Data Acquisition and Preprocessing

The first phase of the system involves the acquisition and preprocessing of data, which forms the foundation for building a reliable grape leaf disease detection model.

Dataset Collection:

A comprehensive and diverse dataset of high-resolution images of grape leaves is collected, ensuring it includes multiple varieties, growth stages, and environmental conditions. The dataset captures healthy leaves as well as those affected by common diseases such as powdery mildew and downy mildew. This diversity ensures the robustness and generalizability of the model across real-world scenarios.

Data Cleaning and Enhancement:

Once collected, the images undergo extensive preprocessing to ensure consistency and quality. This includes removing noise, eliminating irrelevant or redundant artifacts, and correcting image inconsistencies. Advanced image processing techniques are used to adjust brightness, contrast, and sharpness, and to standardize image resolution and format. These enhancements improve image clarity and make the dataset suitable for accurate and uniform analysis by the deep learning model.

By meticulously preparing the dataset, this stage lays the groundwork for precise disease detection and classification in subsequent steps.

Image Segmentation

Segmentation is a critical step in narrowing the focus of analysis to only relevant parts of the image—specifically, the leaf and the symptomatic areas.

Leaf Region Extraction

Image segmentation techniques are applied to isolate the leaf region from the background. This step ensures that subsequent analysis targets only the grape leaf, eliminating distractions and improving the model's focus on relevant features.

Disease Area Identification:

Following leaf extraction, further segmentation is conducted to identify diseased areas within the leaf. Techniques such as thresholding, edge detection, and clustering help delineate symptoms indicative of conditions like powdery mildew or downy mildew. This localized identification is essential for understanding the severity and progression of the disease and for training models to detect early signs effectively.

Overall, segmentation enables high-precision focus on relevant regions, thereby enhancing model accuracy and supporting early disease diagnosis.

Feature Extraction

In this phase, meaningful and quantifiable characteristics are extracted from the segmented images to enable accurate disease classification.

Texture and Color Analysis:

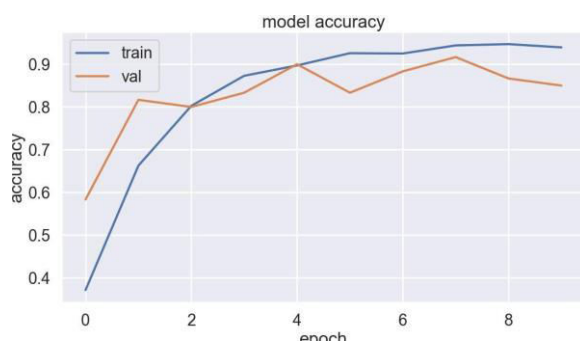
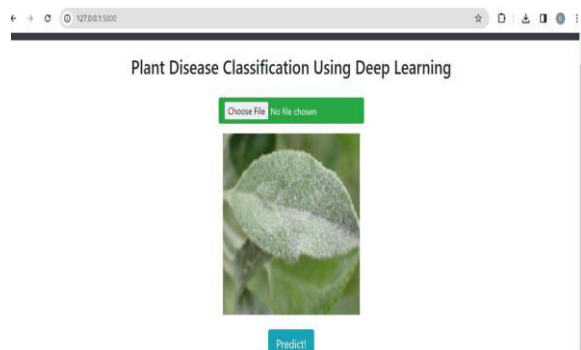
Key features such as texture patterns, color variations, and shape characteristics are extracted from the leaf regions. Texture analysis methods, including Local Binary Patterns (LBP) and Gray-Level Co-occurrence Matrix (GLCM), are used to quantify surface irregularities associated with disease symptoms. Color features are derived using techniques like color histograms and color moments to measure variations in hue, saturation, and brightness, which are often indicative of disease presence.

Statistical Descriptors:

To further enhance the feature set, statistical descriptors such as mean, standard deviation, skewness, and kurtosis are computed. These metrics describe the distribution and intensity of pixel values and provide insights into the geometric and spatial patterns typical of infected areas.

By combining these diverse features, a robust and comprehensive representation of each leaf is constructed, facilitating accurate classification of grape leaf diseases using deep learning models.

VII RESULTS



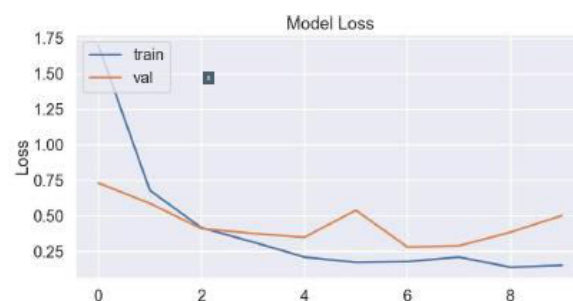
Model Accuracy

The X-axis labelled "epoch" represents the number of times the model has been trained on the entire dataset. One epoch is a complete pass through the training data.

The effectiveness of the model on a classification task is demonstrated by the "accuracy" on the Y-axis. When applied in relation to image classification, this usually means that the ability of the model to accurately determine the class (such as healthy versus diseased leaves) for a given image is being discussed.

This line indicates how well the model performed on a separate validation dataset that the model was not trained on.

This line indicates how well the model performed on the training data after each epoch.



The X-axis labeled "epoch" represents the number of times the model has been trained on the entire dataset. One epoch is a complete pass through the training data.

The effectiveness of the model on a classification task is demonstrated by the "loss" on the Y-axis. When applied in relation to image classification, this usually means that the ability of the model to minimize its prediction error for a given image is being discussed. Validation loss (Val loss): This line indicates how well the model performed on a separate validation dataset that the model was not trained on. Train loss: This line indicates how

well the model minimized its prediction error on the training data after each epochs

VIII CONCLUSION

The deployment of a Convolutional Neural Network (CNN) model for automated plant disease detection represents a significant advancement in agricultural technology, offering a powerful tool for enhancing crop management and informed decision-making. By leveraging deep learning's capacity to process and analyze visual data, the proposed system provides accurate identification of a wide range of plant diseases, including both common and rare conditions. This comprehensive diagnostic capability enables timely and effective interventions, minimizing crop loss and improving overall plant health.

The CNN-based system also functions as a valuable decision support mechanism for farmers. By delivering precise and actionable disease diagnostics, it aids in critical decision-making processes such as crop selection, disease prevention, and resource allocation. Farmers can utilize the model's output to choose disease-resistant crop varieties, design strategic crop rotations, and implement efficient pest and disease control measures—ultimately fostering sustainable farming practices.

Moreover, the integration of historical production and market data into the model enhances its practical utility. Through analysis of trends in crop yields, market prices, and seasonal demand,

the system empowers farmers to align their cultivation strategies with economic realities. This facilitates better production planning, improves profitability, and ensures resilience against market fluctuations.

REFERENCES

- [1] M. Ji, L. Zhang, and Q. Wu, "Automatic grape leaf diseases identification via United Model based on multiple convolutional neural networks," *Information Processing in Agriculture*, vol. 7, no. 3, pp. 418–426, 2019. DOI: [10.1016/j.inpa.2019.10.003](https://doi.org/10.1016/j.inpa.2019.10.003)
- [2] Kirti and N. Rajpal, "Black Rot Disease Detection in Grape Plant (*Vitis vinifera*) Using Colour Based Segmentation & Machine Learning," in *2020 International Conference on Advances in Computing, Communication Control and Networking (ICACCCN)*, 2020. DOI: 10.1109/ICACCCN51052.2020.9362812
- [3] A. Adeel, M. A. Khan, T. Akram, A. Sharif, T. Saba, and K. Javed, "Entropy-controlled deep features selection framework for grape leaf diseases recognition," *Expert Systems*, vol. 37, no. 3, 2020. DOI: 10.1111/exsy.12569
- [4] B. Liu, Z. Ding, L. Tian, D. He, and S. Li, "Grape Leaf Disease Identification Using Improved Deep Convolutional Neural Networks," *Frontiers in Plant Science*, vol. 11, 2020. DOI: 10.3389/fpls.2020.01082
- [5] Z. Huang, A. Menon, and A. Qin, "Grape leaf disease detection and classification using

machine learning," in *2020 IEEE International Conference on Internet of Things, Green Computing and Cyber-Physical Systems*, 2020. DOI: 10.1109/iThings-GreenCom-CPSCoSmartData-Cybermatics50389.2020.00150

[6] S. Ashwinkumar, S. Rajagopal, V. Manimaran, and B. Jegajothi, "Automated plant leaf disease detection and classification using optimal MobileNet based convolutional neural networks," *Materials Today: Proceedings*, vol. 45, pp. 5134–5139, 2021. DOI: [10.1016/j.matpr.2021.05.584](https://doi.org/10.1016/j.matpr.2021.05.584)

[7] M. Alessandrini, R. Calero Fuentes Rivera, L. Falaschetti, D. Pau, V. Tomaselli, and C. Turchetti, "A grapevine leaves dataset for early detection and classification of esca disease in vineyards through machine learning," *Data in Brief*, vol. 38, 2021. DOI: 10.1016/j.dib.2021.106809

[8] A. Alkan, M. U. Abdullah, and H. O. Abdullah, "A smart agricultural application: automated detection of diseases in vine leaves using hybrid deep learning," *Turkish Journal of Agriculture - Food Science and Technology*, vol. 9, no. 7, pp. 1215–1223, 2021. DOI: 10.3906/tar-2007-105

[9] X. Yin, W. Li, Z. Li, and L. Yi, "Recognition of grape leaf diseases using MobileNetV3 and deep transfer learning," *International Journal of Agricultural and Biological Engineering*, vol. 15,

no. 3, pp. 236–241, 2022. DOI: 10.25165/j.ijabe.20221503.7062

[10] S. M. Javidan, A. Banakar, K. A. Vakilian, and Y. Ampatzidis, "Diagnosis of grape leaf diseases using automatic K-means clustering and machine learning," *Agricultural Technologies*, vol. 2, 2022. DOI: 10.1016/j.atech.2022.100081